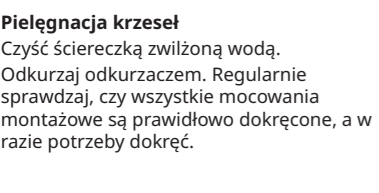
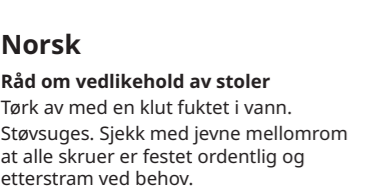


MOLTE

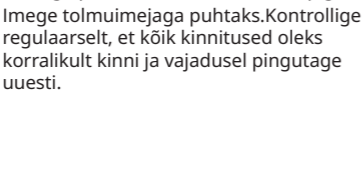

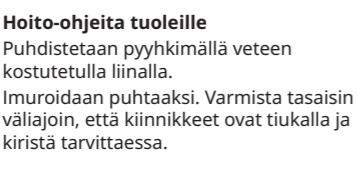



English

Care instructions for chairs

Wipe clean with a cloth damped in water.

Vacuum clean. Check regularly that all assembly fastenings are properly tightened and retighten when necessary

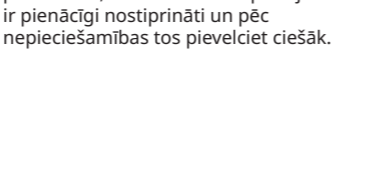
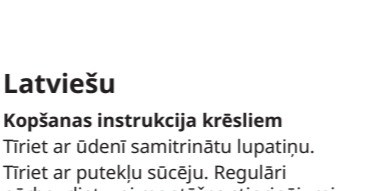
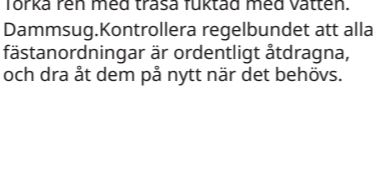
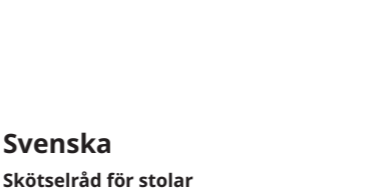


Deutsch

Pflegehinweis für Stühle

Mit einem mit Wasser befeuchteten Tuch abwischen.

Staubsaugen. Regelmäßig kontrollieren, dass alle Beschläge und Verschraubungen gut festgezogen sind und sie bei Bedarf nachziehen.

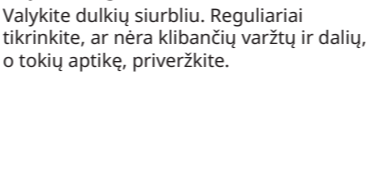
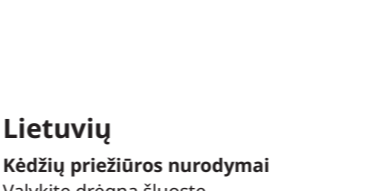
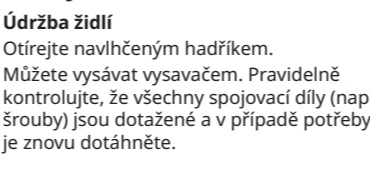


Français

Instructions d'entretien pour chaises

Nettoyer à l'aide d'un chiffon humide.

Passer l'aspirateur. Vérifier régulièrement que toutes les fixations soient bien serrées. Resserez si nécessaire.

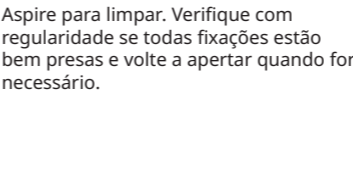
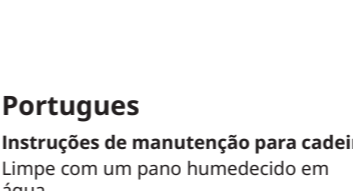
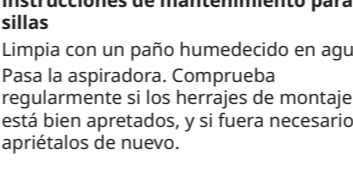



Nederlands

Onderhoudsvoorschrift voor stoelen

Afnemen met een met water bevochtigd doekje.

Stofzuigen. Controleer regelmatig of alle bevestigingen goed zijn aangedraaid, en draai ze indien nodig opnieuw aan.

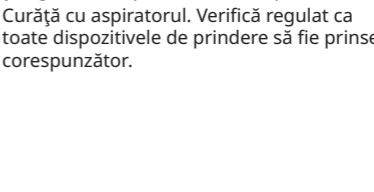
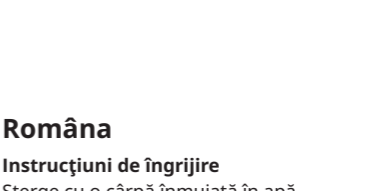
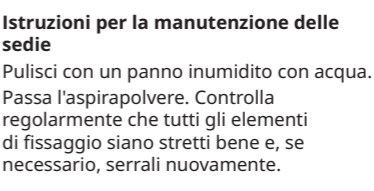




Dansk

Vedligeholdelse af stole

Tørres af med en fugtig klud.

Støvsuges ren. Kontroller jævnligt, at alle beslag og skruer er spændt korrekt, og efterspænd efter behov.

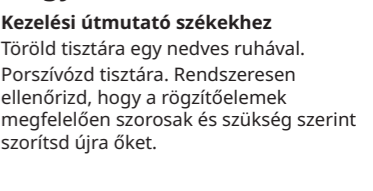


Íslenska

Umhirðuleiðbeiningar fyrir stóla

Purrkaðu af með rökum klút.

Ryksugaðu. Athugið reglulega að allar festingar séu nægilega hertar og herðið eftir þörfum.


^[1]
^[2]

Български

Инструкции за поддръжка на столове

Почиствайте с кърпа, навлажнена с вода.

Почиствайте с прахосмукачка. Проверявайте редовно крепежните елементи дали са здраво стегнати и ако не са, ги затегнете.

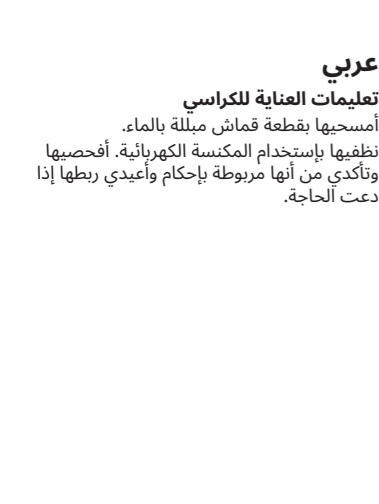


Türkçe

Sandalyelerin bakım talimatları

Nemli bir bezle siliniz.

Elektrikli süpürge temizleyiniz. Tüm montaj sabitleme parçalarının düzgün sıkıldığından emin olunuz ve gerektiğinde tekrar sıkınız.

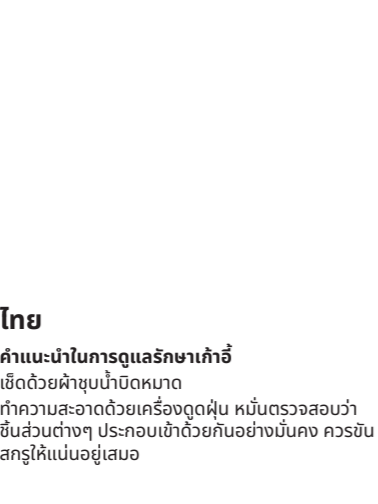
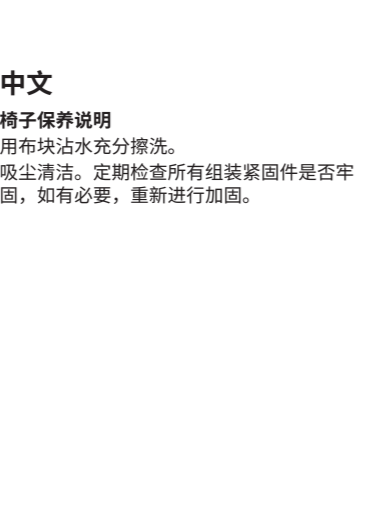


Hrvatski

Upute za njegu za stolice

Očistiti krpom namočenom u vodu.

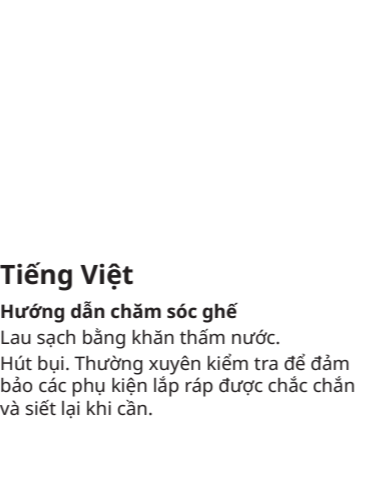
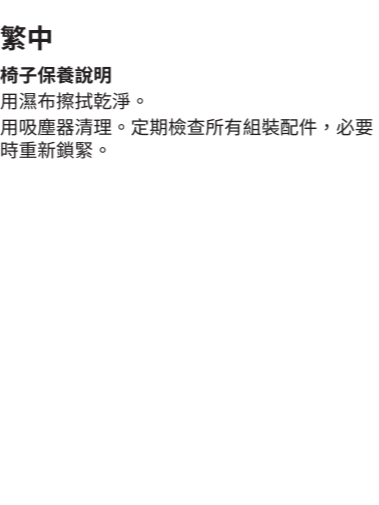
Usisavati. Redovito provjeravati jesu li svi vijci ispravno zategnuti i po potrebi ponovno zategnuti.



Ελληνικά

Οδηγίες φροντίδας για καρέκλες
Καθαρίστε με ένα πανί μουσκεμένο με νερό.

Σκουπίστε με την ηλεκτρική σκούπα. Ελέγχετε τακτικά ότι όλα τα εξαρτήματα στερέωσης είναι σωστά σφιγμένα και σφίξτε ξανά όταν είναι απαραίτητο.

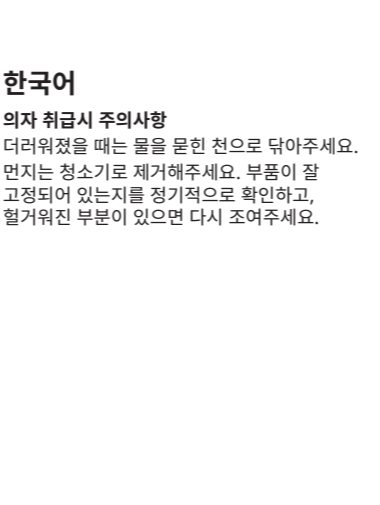


Русский

Инструкции по уходу за стульями

Протирать тканью, смоченной в воде.

Чистить пылесосом. Регулярно проверяйте все крепления и подтягивайте их при необходимости.


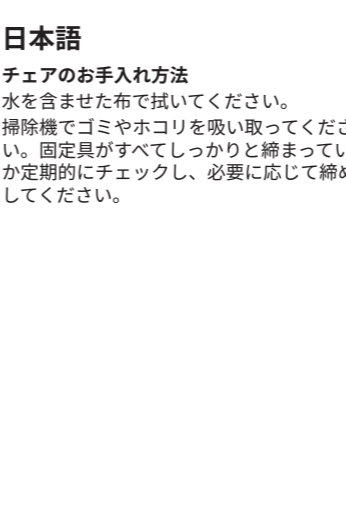



Українська

Інструкції з догляду за стільцями

Витирайте начисто змоченою у воді тканиною.

Чистьте пилесосом. Регулярно перевіряйте, щоб усі кріплення були надійно затягнуті та підтягуйте їх за потреби.




Srpski

Uputstvo za održavanje za stolice

Prebriši vlažnom krpom.

Usisaj. Redovno proveravaj jesu li svi sastavni spojevi dobro zategnuti, te ih zateži po potrebi.



Slovenščina

Navodila za nego stolov

Očisti z vlažno krpo.

Posesaj. Redno preverjaj, ali je vse okovje dobro pričvrščeno, in ga po potrebi dodatno privij.

