

# WALL ANCHORING GUIDE

**IF YOUR WALL MATERIAL IS NOT LISTED OR IF YOU HAVE QUESTIONS, CONSULT WITH A LOCAL HARDWARE RETAILER.**

---

## WALL MATERIAL

Drywall or plaster with available wood stud

## ANCHORING DEVICE

Screw inserted directly into stud. For example, a 5 mm wood screw provided with IKEA FIXA plug and screw set (Figure 1)

---



FIGURE 1

## WALL MATERIAL

Drywall without available wood stud

## ANCHORING DEVICE

Plug with screw. For example, an 8 mm plug provided with IKEA FIXA plug and screw set (Figure 2)

---

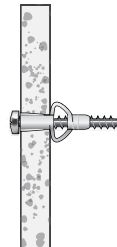


FIGURE 2

## WALL MATERIAL

Masonry

## ANCHORING DEVICE

Solid Wall: Plug with screw. For example, an 8 mm plug provided with IKEA FIXA plug and screw set (Figure 3A)

Hollow Wall: Toggle-style (Figure 3B)




FIGURE 3A

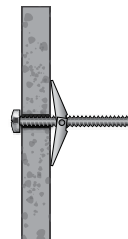


FIGURE 3B